

# COUNTY OF GILLESPIE

Kelly Eckhardt  
County Treasurer

Gillespie County Courthouse  
101 West Main Street, Unit #5  
Room 106

Office 830-997-6521  
Fax 830-990-2307

FREDERICKSBURG, TEXAS  
78624-3700


## AFFIDAVIT


I, Kelly Eckhardt, Treasurer, in and for the County of Gillespie, State of Texas, hereby submit the attached report of investment transactions for all invested funds held by Gillespie County Treasurer for the month ending June 30, 2020 and I certify that these investments are in compliance with the local investment policy and the Public Funds Investment Act.


  
\_\_\_\_\_  
Kelly Eckhardt, Gillespie County Treasurer


June 2020 Total Investment Pools	\$ 4,858,811.62
June 2020 Total Collateralized CDs	\$ 3,031,794.88
June 2020 Total Brokered CDs	\$ 3,210,000.00
June 2020 Total Collateralized Sweep Accounts	\$ 19,802,575.21
June 2020 Total Invested Funds	\$ 30,903,181.71

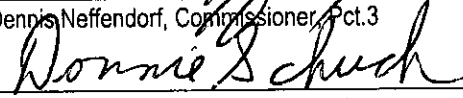
Presented, examined, and accepted at the regular term of Commissioners' Court on this the 14th day of September, 2020.


  
\_\_\_\_\_  
Mark Stroehner, County Judge

  
\_\_\_\_\_  
Charles Offers, Commissioner, Pct.1

  
\_\_\_\_\_  
Keith Kramer, Commissioner, Pct.2

  
\_\_\_\_\_  
Dennis Neffendorf, Commissioner, Pct.3

  
\_\_\_\_\_  
Donnie Schuch, Commissioner, Pct.4

  
\_\_\_\_\_  
Mary Lynn Rusch, County Clerk

**Gillespie County Investments**  
**6/30/2020**

**Investment Pool Issuer**

Texas Class-General Fund	<b>Maturity Date</b>	<b>Avg Int Rate</b>	<b>6/1/2020</b>	<b>Interest</b>	<b>Transfers to SSB&amp;T Operating Account</b>	<b>Changes in Principal</b>	<b>6/30/2020</b>
Texas Class-GOB Series 2013	on Demand	0.76%	\$1,561,426.21	\$755.08	\$0.00	\$0.00	\$1,562,181.29
TexPool-General Fund	on Demand	0.76%	\$152,464.26	\$64.59	(\$25,000.00)		\$127,528.85
	on Demand	0.27%	\$3,168,537.82	\$563.66	\$0.00		\$3,169,101.48
<b>Total Investment Pools</b>			<b>\$4,882,428.29</b>	<b>\$1,383.33</b>	<b>(\$25,000.00)</b>		<b>\$4,858,811.62</b>
<b>Average Investment Pool Rate</b>		<b>0.60%</b>					

**Collateralized CD Issuer**

SSB&T-0154	<b>Maturity Date</b>	<b>Interest Rate</b>	<b>6/1/2020</b>	<b>Interest</b>	<b>Transfers to SSB&amp;T Operating Account</b>	<b>Changes in Principal</b>	<b>6/30/2020</b>
SSB&T-0220	9/11/2020	2.00%	\$253,343.25	\$429.17		\$0.00	\$253,772.42
SSB&T-4120	3/11/2021	2.10%	\$253,511.44	\$450.92		\$0.00	\$253,962.36
SSB&T-0055	9/1/2021	2.15%	\$500,000.00	\$910.52	(\$910.52)	\$0.00	\$500,000.00
SSB&T-0253	9/4/2021	2.15%	\$304,315.03	\$554.17		\$0.00	\$304,869.20
SSB&T-0576	10/3/2021	2.00%	\$404,684.46	\$685.53		\$0.00	\$405,369.99
	12/10/2021	1.75%	\$352,552.13	\$522.57		\$0.00	\$353,074.70
<b>Total SSB&amp;T Collateralized CDs</b>			<b>\$2,068,406.31</b>	<b>\$3,552.88</b>	<b>(\$910.52)</b>	<b>\$0.00</b>	<b>\$2,071,048.67</b>
<b>Average SSB&amp;T CD Rate</b>		<b>2.03%</b>					

Texas Regional Bank-7966	10/30/2020	1.80%	\$100,751.84	\$154.03			\$100,905.87
Texas Regional Bank-7967	10/30/2020	1.80%	\$100,751.84	\$154.03			\$100,905.87
Texas Regional Bank-4948	11/28/2020	1.65%	\$151,033.55	\$211.65			\$151,245.20
Texas Regional Bank-0285	12/15/2020	1.65%	\$100,689.02	\$141.10			\$100,830.12
Texas Regional Bank-4860	7/19/2021	1.57%	\$100,713.57	\$134.29			\$100,847.86
Texas Regional Bank-7440	8/2/2021	2.05%	\$304,588.87	\$530.32			\$305,119.19
Texas Regional Bank-4048	8/11/2021	1.80%	\$100,751.84	\$154.03			\$100,905.87

**Total Texas Regional Bank Collateralized CDs**

**\$1,479.45**

**\$0.00**

**\$960,759.98**

**Average Collateralized CD Rate**

**1.89%**

**Gillespie County Investments  
6/30/2020**

Brokered CD Issuer	Maturity	Interest	6/1/2020	Accrued Interest	Transfers to SS&T Operating Account	Changes in Principal	6/30/2020	6/1/2020	6/30/2020
FNC-BankUnited, NA	5/29/2020	2.45%	\$0.00	\$0.00	(\$249,978.00)		\$0.00	\$0.00	\$0.00
FNC-Berkshire Bank	5/29/2020	2.40%	\$0.00	\$0.00	(\$249,856.00)	\$0.00	\$0.00	\$0.00	\$0.00
FNC-Valley National Bank	4/8/2021	1.25%	\$246,000.00	\$699.25			\$246,000.00	\$248,332.08	\$248,140.20
FNC-Trust Bank	4/20/2021	1.15%	\$247,000.00	\$544.75			\$247,000.00	\$249,200.77	\$249,032.81
FNC-Wex Bank	7/9/2021	1.25%	\$241,000.00	\$676.78			\$241,000.00	\$243,882.36	\$243,706.43
FNC-Goldman Sachs	4/22/2022	1.40%	\$0.00	\$0.00	(\$248,275.86)	\$0.00	\$0.00	\$0.00	\$0.00
<b>Total FNC Brokered CDs</b>			<b>\$734,000.00</b>	<b>\$1,920.78</b>	<b>(\$748,109.86)</b>	<b>\$0.00</b>	<b>\$734,000.00</b>	<b>\$741,415.21</b>	<b>\$740,879.44</b>
<b>Average FNC Brokered CD Rate</b>		<b>1.65%</b>							
MSB-First Alliance CU	6/12/2020	2.45%	\$244,000.00	\$0.00	(\$249,961.62)	(\$244,000.00)	\$0.00	\$0.00	\$0.00
MSB-Dime Community Bank	9/14/2020	2.40%	\$247,000.00	\$259.86	(\$2,972.12)		\$247,000.00	\$248,687.01	\$248,193.01
MSB-USAlliance Fec CU	5/28/2021	2.50%	\$249,000.00	\$0.00	(\$249,511.64)		\$0.00	\$0.00	\$0.00
MSB-Ally Bank	6/14/2021	2.40%	\$247,000.00	\$276.10	(\$2,972.12)		\$247,000.00	\$252,722.99	\$252,335.20
MSB-Goldman Sachs	6/14/2021	2.40%	\$247,000.00	\$292.34	(\$2,972.12)		\$247,000.00	\$252,722.99	\$252,335.20
MSB-Morgan Stanley Private Bank	6/14/2021	2.45%	\$246,000.00	\$280.71	(\$3,021.76)		\$246,000.00	\$251,827.74	\$251,431.68
MSB-University Iowa Community CU	6/14/2021	2.45%	\$249,000.00	\$484.70	(\$518.12)		\$249,000.00	\$254,901.30	\$254,453.10
MSB-BMW Bank North America	8/30/2020	1.55%	\$248,000.00	\$1,295.38	\$0.00		\$248,000.00	\$252,230.88	\$251,997.76
MSB-JPMorgan Chase	12/13/2021	1.80%	\$248,000.00	\$0.00	(\$249,125.17)	(\$248,000.00)	\$0.00	\$0.00	\$0.00
MSB-Morgan Stanley	12/13/2021	1.75%	\$247,000.00	\$213.16	(\$2,167.17)		\$247,000.00	\$252,853.90	\$252,636.54
MSB-Bellco Cr Un	3/30/2022	1.30%	\$249,000.00	\$0.00	(\$266.05)		\$249,000.00	\$253,885.38	\$253,775.82
MSB-American Express	3/31/2022	1.35%	\$248,000.00	\$834.71	\$0.00		\$248,000.00	\$253,118.72	\$252,992.24
MSB-Cadence Bank	3/31/2022	1.20%	\$248,000.00	\$741.96	\$0.00		\$248,000.00	\$252,446.64	\$252,354.88
<b>Total MSB Brokered CDs</b>			<b>\$3,217,000.00</b>	<b>\$4,678.92</b>	<b>(\$763,487.89)</b>	<b>(\$492,000.00)</b>	<b>\$2,476,000.00</b>	<b>\$2,525,397.55</b>	<b>\$2,522,505.43</b>
<b>Average MSB Brokered CD Rate</b>		<b>2.00%</b>							

Collateralized Sweep Account Issuer	Maturity Date	Interest Rate	6/1/2020	Interest	Deposits	Withdrawals	6/30/2020
Security State Bank & Trust-General	on Demand	0.10%	\$19,325,252.55	\$1,615.12	\$2,456,360.62	(\$2,318,014.40)	\$19,465,213.89
Security State Bank & Trust-COB2001-I&S	on Demand	0.10%	\$56,066.23	\$4.68	\$1,922.06		\$57,992.97
Security State Bank & Trust-GOB 2013-I&S	on Demand	0.10%	\$240,451.31	\$20.22	\$10,891.63		\$251,363.16
Security State Bank & Trust-2013 Jail Project	on Demand	0.10%	\$26,971.95	\$2.54	\$25,000.00	(\$23,969.30)	\$28,005.19
<b>Total Collateralized Sweep Accounts</b>			<b>\$19,648,742.04</b>	<b>\$1,642.56</b>	<b>\$2,494,174.31</b>	<b>(\$2,341,983.70)</b>	<b>\$19,802,575.21</b>
<b>Average Collateralized Sweep Account Rate</b>		<b>0.10%</b>					
<b>Total Invested Funds</b>			<b>\$31,509,857.17</b>				<b>\$30,903,195.48</b>

## Pledge Report by Maturity Date

### Pledge B: GILLESPIE COUNTY - TEXAS

As of 06/30/20  
Page 138

Security State Bank & Trust  
Fredericksburg, TX

SK Receipt	Code	Cusip	ID #	Current Face	Original Face	Description	ASC	Moody / S&P	Coupon	Maturity	Book Value	Fair Value
1006	270299FC9		103353	240,000.00	240,000.00	EARLY TX REF GO AGM QTEO	HTM	NR / AA	2.000	02/15/2021	240,937.21	242,249.97
1006	486188EJ0		102402	375,000.00	375,000.00	KAUFMAN CNTY TX GO AGM	AFS	NR / AA	3.000	02/15/2021	376,919.34	380,852.38
1006	3133ELGK4		103743	1,000,000.00	1,000,000.00	FFCB	AFS		1.640	04/09/2021	1,000,000.00	1,000,000.00
1006	89438EBB3		102301	220,000.00	220,000.00	TRAVIS CNTY TX MUD #3 RFDG-SER A GO	AFS	AI / NR	3.000	09/01/2021	220,000.00	220,877.07
1006	20843SNE3		102168	610,000.00	610,000.00	CONROE TX WTR & SWR REV AGM QTEO	HTM	NR / AA	3.000	11/15/2021	611,641.97	615,276.85
1006	881830K69		103729	380,000.00	380,000.00	TEXARKANA TX GO QTEO	HTM	NR / AA-	3.500	02/15/2022	392,820.83	398,346.21
1006	899474UY4		103514	310,000.00	310,000.00	TULOSO-MIDWAY TX ISD REF GO PSF QTEC	HTM	NR / AAA	3.000	02/15/2022	314,907.25	323,299.12
1006	932440BS8		103584	385,000.00	385,000.00	WALLER CNTY TX GO BDS 2017 QTEO	HTM	NR / AA	3.000	02/15/2022	392,189.72	400,476.67
1006	385082HZ8		102164	230,000.00	230,000.00	GRANBURY TX UTIL SYS REV AGM QTEO	HTM	A2 / AA	4.000	09/15/2022	230,456.52	231,599.55
1006	046573GE5		103474	430,000.00	430,000.00	ATASCOSA CNTY TX C/O GO QTEO	HTM	NR / AA-	3.000	02/01/2023	440,406.24	457,087.00
1006	929831FX8		103497	450,000.00	450,000.00	WACO TX C/O GO QTEO	HTM	Aa1 / AA+	3.000	02/01/2023	459,774.57	478,346.86
1006	157789GX0		103579	480,000.00	480,000.00	CHAMBERS CNTY TX GO QTEO	HTM	NR / AA	3.000	03/01/2023	494,594.08	512,441.36
1006	006514GC1		103457	250,000.00	250,000.00	ADDICKS TX UD WW & SS GO BAM QTEO	HTM	NR / AA	2.250	09/01/2023	248,185.51	260,459.37
1006	970007LR9		103369	230,000.00	230,000.00	WILLIAMSON CNTY TX WW&SS IRR & DRAJ	HTM	A3 / AA	3.000	09/01/2023	233,723.37	236,117.91
1006	385082JA1		102165	240,000.00	240,000.00	GRANBURY TX UTIL SYS REV AGM QTEO	HTM	A2 / AA	4.000	09/15/2023	240,386.34	241,669.10
1006	016140NC6		103484	210,000.00	210,000.00	ALICE TX REF GO AGM QTEO	HTM	NR / AA	4.000	02/01/2024	220,647.68	235,097.96
1006	286525QG8		103472	395,000.00	395,000.00	ELGIN TX C/O GO BAM QTEO	HTM	Baa1 / AA	4.000	07/15/2024	420,541.57	441,610.00
1006	877294SS8		103577	260,000.00	260,000.00	TAYLOR TX GO REF BDS 2017 QTEO	HTM	NR / AA-	4.000	08/15/2024	280,076.29	295,073.28
1006	006514GD9		103458	250,000.00	250,000.00	ADDICKS TX UD WW & SS GO BAM QTEO	HTM	NR / AA	2.500	09/01/2024	248,591.25	261,647.31
1006	046573GG0		103487	460,000.00	460,000.00	ATASCOSA CNTY TX C/O GO QTEO	HTM	NR / AA-	3.000	02/01/2025	474,384.58	504,850.00
1006	078275X25		103451	925,000.00	925,000.00	BELLAIRE TX REF GO QTEO	HTM	NR / AAA	2.000	02/15/2025	913,355.20	1,008,990.00
1006	513642EA2		102484	245,000.00	245,000.00	LAMPASAS TX GO SINKING FUND QTEO	HTM	NR / AA-	3.000	02/15/2025	246,041.86	248,470.05
1006	38588NEZ8		102903	250,000.00	250,000.00	GRAND LAKES MUD #1 TX GO AGM QTEO	AFS	NR / AA	4.000	04/01/2025	255,135.24	262,467.15
1006	622707RU3		102910	250,000.00	250,000.00	MOUNT PLEASANT TX ISD GO BAM SINK Q	HTM	A1 / AA	3.500	08/15/2025	250,386.62	250,915.98
1006	770043KP1		102653	250,000.00	250,000.00	ROANOKE TX GO QTEO	HTM	NR / AA	3.750	08/15/2025	252,382.26	258,317.56
1006	89440AFZ6		103395	295,000.00	295,000.00	TRAVIS CNTY TX MUD #11 REF GO BAM SINK	AFS	NR / AA	4.000	08/15/2025	313,505.87	320,264.67
1006	626752SV2		102862	285,000.00	285,000.00	MURPHY TX WW & SS GO SINK QTEO	HTM	NR / AA+	3.500	02/15/2026	293,217.28	313,223.30
1006	465542FY9		103413	250,000.00	250,000.00	DRIPPING SPRINGS TX ISD GO PSF QTEO	HTM	NR / AAA	3.000	08/15/2026	253,278.39	256,872.37
1006	34682EKR3		103295	585,000.00	585,000.00	ITASCA TX ISD SCH BLDG GO PSF QTEO	HTM	NR / AAA	4.000	08/15/2026	240,824.61	241,078.62
1006	016140NL5		103483	490,000.00	490,000.00	FORT BEND CNTY TX MUD #123 GO BAM Q	AFS	A3 / AA	4.000	09/01/2026	616,521.44	641,965.31
1006	566022QD4		102870	500,000.00	500,000.00	ALICE TX REF GO AGM QTEO	HTM	NR / AA	4.000	02/01/2028	517,544.71	567,004.07
1006	626752SX8		102861	305,000.00	305,000.00	MARBLE FALLS TX GO QTEO	HTM	NR / AA	4.000	02/01/2028	521,360.90	554,404.66
1006	31307CQS0		102578	302,416.35	302,416.35	MURPHY TX WW & SS GO SINK QTEO	HTM	NR / AA+	4.000	02/15/2028	316,617.99	339,634.38
1006	36179NFD5		102601	302,866.15	302,866.15	FHLMC J #24065	HTM		2.500	06/01/2028	301,477.92	316,308.60
1006	36179NHJ0		102604	282,017.00	282,017.00	GNMA II #MA1064	HTM		2.500	06/20/2028	301,588.09	316,021.90
1006	121295FY0		103325	480,000.00	480,000.00	GNMA II #MA1133	HTM		2.500	07/20/2028	281,732.20	294,267.11
						BURKBURNETT TX C/O WW & SS GO BAM	HTM	NR / AA	3.000	02/15/2029	503,129.34	531,489.79

Note: Refer to the U.S. Government and Agency Ratings report for ratings on treasury, agency and pass through securities.



(210) 224-5492  
(210) 224-8787

9601 McAllister Freeway, Suite 301, San Antonio, Texas 78216-4633

## II. Pledge & Safekeeping Reports

Rel 2.4 V36.58

10141

MIS10025

06/26/2020 10:59:27AM

**Pledge Report by Maturity Date**  
**Pledge B: GILLESPIE COUNTY - TEXAS**

Security State Bank & Trust  
 Fredericksburg, TX

Receipt	SK	Code	Cusip	ID #	Current Face	Original Face	Description	ASC	Moody / S&P	Coupon	Maturity	Book Value	Fair Value
								320					
1006	921237DH3		103520	103520	255,000.00	255,000.00	VAN TX C/O GO BAM SINKING FUND QTEO HTM	HTM	A3 / AA	3.000	08/15/2029	257,354.97	283,811.75
1006	894520E43		103394	103394	345,000.00	345,000.00	TRAVIS CNTY TX WTR CTL & IMPT DIST #01 AFS	AFS	NR / AA	4.000	11/01/2029	348,370.98	348,916.25
1006	492350DF7		103350	103350	270,000.00	270,000.00	KERR CNTY TX C/O GO QTEO HTM	HTM	NR / AA	4.000	02/15/2030	274,126.19	275,624.37
1006	782203CD3		103496	103496	425,000.00	425,000.00	RUSK TX WW & SWR SYS C/O BAM-TCRS G AFS	AFS	NR / AA	4.000	02/15/2030	435,655.57	444,819.89
1006	924648JS8		103392	103392	525,000.00	525,000.00	VERNON TX REF GO MAC SINKING FUND Q HTM	HTM	NR / AA	4.000	03/15/2030	580,150.24	608,828.99
1006	488818EP6		103449	103449	215,000.00	215,000.00	KENEDY TX C/O GO SINKING FUND QTEO HTM	HTM	NR / AA-	4.000	05/01/2030	228,981.12	245,247.53
1006	897062ES0		103355	103355	345,000.00	345,000.00	TROPHY CLUB TX GO AGC QTEO HTM	HTM	Aa3 / AA+	4.125	09/01/2030	346,634.79	347,069.71
1006	970667WL1		103732	103732	500,000.00	500,000.00	WILLIS TX ISD REF BDS 2012 GO PSF QTEO HTM	HTM	Aaa / NR	2.750	02/15/2031	508,319.96	518,346.95
1006	077131JT8		103490	103490	285,000.00	285,000.00	BEEVILLE TX C/O GO AGM SINKING FUND C HTM	HTM	NR / AA	4.000	08/15/2031	301,529.04	318,075.49
1006	244109P32		103361	103361	245,000.00	245,000.00	DEER PARK TX C/O GO QTEO HTM	HTM	NR / AAA	4.000	03/15/2032	249,296.45	250,882.95
1006	3128P73X9		102571	102571	1,000,000.00	423,799.14	FHLMC C #91714 HTM	HTM		3.000	07/01/2033	422,414.17	446,048.59
1006	36225C5S1		101528	101528	72,755.96	72,755.96	GNMA II #80856 ADJ RT AFS	AFS		3.000	03/20/2034	72,742.55	73,658.82
1006	36225DH49		101551	101551	87,942.96	87,942.96	GNMA II #81150 ADJ RT AFS	AFS		3.125	11/20/2034	87,942.96	88,855.50
1006	36225DHX5		101552	101552	46,576.62	46,576.62	GNMA II #81145 ADJ RT AFS	AFS		3.125	11/20/2034	46,525.11	46,945.08
1006	36225E5X6		101907	101907	82,768.29	82,768.29	GNMA II #82661 ARM AFS	AFS		3.125	11/20/2040	82,768.29	83,745.96
1006	36225E5X6		101913	101913	82,768.29	82,768.29	GNMA II #82661 ARM AFS	AFS		3.125	11/20/2040	82,768.29	83,745.96
Items 53					17,848,910.76	27,266,948.00				3.223		18,244,864.92	18,923,697.28

Status Codes: N = New Purchase S = Sold M = Matured C = Called O = Paid Off \* = Pre-refunded T = ASC 320 Transfer I = Impaired  
 Note: Refer to the U.S. Government and Agency Ratings report for ratings on treasury, agency and pass through securities.



(210) 224-5492  
 (210) 224-8787  
 9601 McAllister Freeway, Suite 301, San Antonio, Texas 78216-4633

**II. Pledge & Safekeeping Reports**



Gillespie County  
Kelly Eckhardt, County Treasurer  
101 West Main St  
Rm 5  
Fredericksburg, TX 78624

Custodial Letter of Credit  
Pledge Allocation Pledge Receipt

Pledge Reference #: 27000316-4      Member FHFA ID: 13389      Effective Date: 05/04/2020

Pledge allocation for the above beneficiary has been pledged by

Security State Bank & Trust  
P.O. Box 471  
Fredericksburg, TX 78624

Pledged Amount: \$10,000,000.00

Letter of Credit # 27000316  
LOC Maturity Date 12/20/2021  
LOC Issue Date 12/20/2019

IN ORDER TO COMPLY WITH 2257.045(C)(2) OF THE TEXAS GOVERNMENT CODE, PROMPTLY, BY THE CLOSE OF BUSINESS TODAY, DELIVER A COPY OF THIS TRUST RECEIPT TO YOUR DEPOSITOR.

**Pledges By Pledgee And Maturity**



**Pledged To: GILLESPIE CO**

Texas Regional Bank - McAllen, TX

Page 28 of 45

As Of 6/30/2020

Receipt# Safekeeping Location	CUSIP	ASC 320	Description Maturity Prerefund	Pool/Type Coupon	Moody S&P	Original Face Pledged Percent	Pledged			
							Original Face	Par	Book Value	Market Value
FHLB: FED HOME LOAN BANK	31410LGN6	AFS	FNMA 15YR 01/01/27	890405 3.50		1,655,000.00 100.00%	1,655,000.00	245,199.04	252,914.54	258,881.41
FHLB: FED HOME LOAN BANK	3128MECD1	AFS	FHLMC 15YR 11/01/29	G15268 3.50		1,700,000.00 100.00%	1,700,000.00	592,842.45	622,567.24	634,167.72
FHLB: FED HOME LOAN BANK	3138ETYH3	AFS	FNMA 20YR 04/01/36	AL8811 4.00		1,625,000.00 100.00%	1,625,000.00	843,883.27	895,428.32	916,218.72
<b>3 Securities Pledged To: L - GILLESPIE CO</b>							<b>4,980,000.00</b>	<b>1,681,924.76</b>	<b>1,770,910.10</b>	<b>1,809,267.85</b>

Although the information in this report has been obtained from sources believed to be reliable, its accuracy cannot be guaranteed.  
6/30/2020 7:28 AM - JOB / TRBC



Gillespie County  
Kelly Eckhardt, County Treasurer  
101 West Main St  
Rm 5  
Fredericksburg, TX 78624

Custodial Letter of Credit  
Pledge Allocation Pledge Receipt

Pledge Reference #: 27000316-4      Member FHFA ID: 13389      Effective Date: 05/04/2020

Pledge allocation for the above beneficiary has been pledged by

Security State Bank & Trust  
P.O. Box 471  
Fredericksburg, TX 78624

Pledged Amount: \$10,000,000.00

Letter of Credit # 27000316  
LOC Maturity Date 12/20/2021  
LOC Issue Date 12/20/2019

IN ORDER TO COMPLY WITH 2257.045(C)(2) OF THE TEXAS GOVERNMENT CODE, PROMPTLY, BY THE CLOSE OF BUSINESS TODAY, DELIVER A COPY OF THIS TRUST RECEIPT TO YOUR DEPOSITOR.